
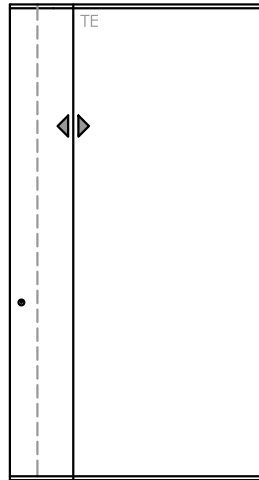


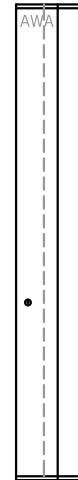
VE = STANDARD PANEL
(SEE STY-SD-04-01)



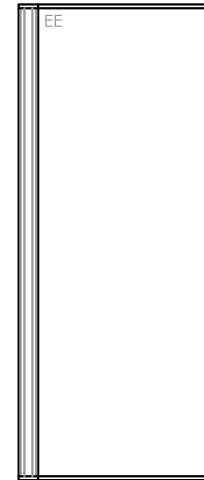
MGE = STANDARD GLASS PANEL
(SEE STY-SD-04-08)




TE = TELESCOPIC PANEL WITH
OVERLAPPING CLOSURE SLEEVE
(SEE STY-SD-04-02)



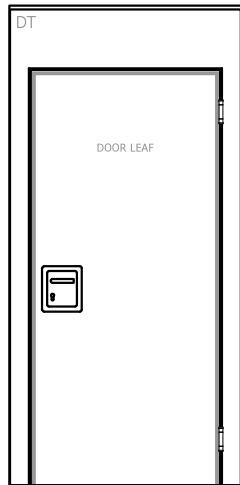
AWA = TELESCOPIC
WALL ABUTMENT
(SEE STY-SD-04-02a)



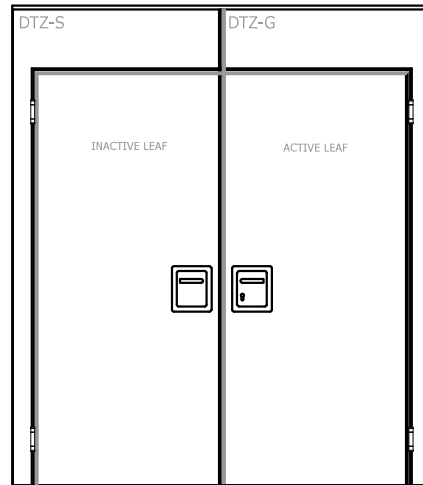
EE = 90° CORNER PANEL
(SEE STY-SD-04-06)



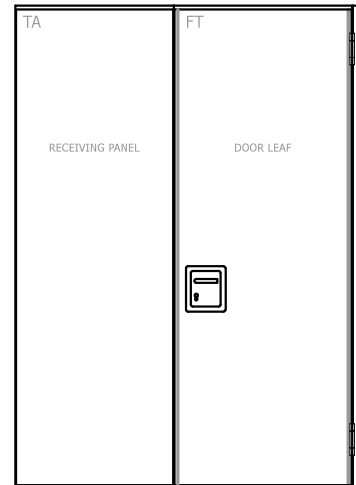
WE = ANGLED PANEL
(SEE STY-SD-04-07)



DT = SINGLE PASSDOOR WITHIN PANEL
(SEE STY-SD-04-03)



DTZ = DOUBLE PASSDOOR WITHIN PANEL
(SEE STY-SD-04-04)



FT = END-HINGED PASSDOOR PANEL
(c/w ADJACENT TA - RECEIVING PANEL)
(SEE STY-SD-04-05)

		Datum	Name	Info-Zeichnung		
Bearb.						Zeichnungs-Nr:
Gepr.						
Norm				PANEL TÍPUSOK Layout: LAYOUT Ersatz für ERSATZ		
DORMA Hüppe MOBILFAL Hungária Kft. Rétköz utca 5. 1118 Budapest Telefon +36.30.274.1010						
